



OMOS

s11.3
Litter Bin



www.omos.ie
+ 353 45 899 802

s11.3 Litter Bin



DESCRIPTION

316 grade stainless steel litter bin with a satin finish. Outer construction on level adjustment galvanized mild steel base. Omos patented ashtray.

DIMENSIONS

Height 1070mm, Width 530mm, Depth 400mm, Capacity 90L, Weight 62kg.

OPTIONS

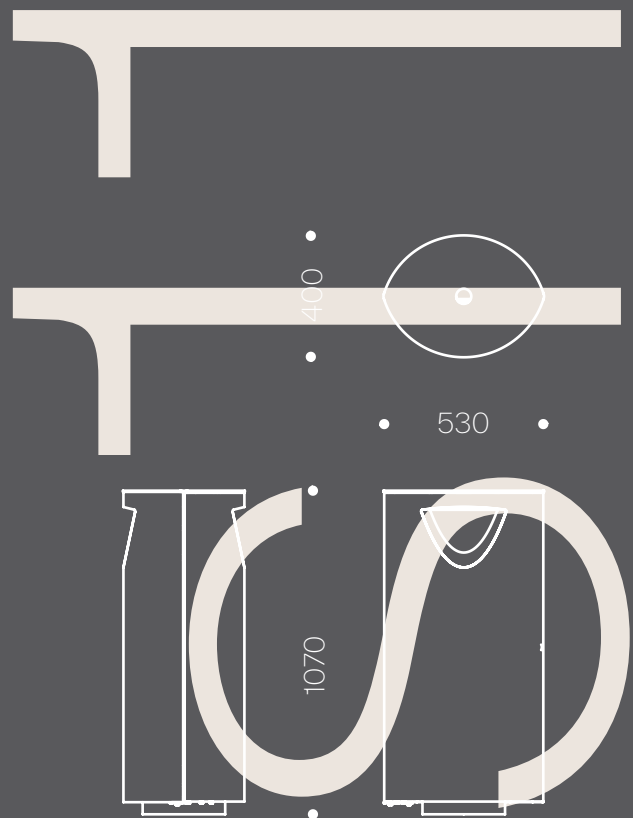
Galvanized mild steel or plastic liner. Satin or brushed polish finish. Choice of decal.

www.omos.ie
+ 353 45 899 802


Manufactured from 316 grade stainless steel, the s11.3 combines practicality with aesthetics.

The litter bin features a level adjustment base allowing it to be installed plumb on unlevel surfaces.

The s11.3 features the Omos patented easy-empty ashtray and offers the option of a plastic or galvanized steel liner.



Stainless Steel Finishes



316 GRADE STAINLESS STEEL

1. MIRROR POLISHED

Stainless steel with a mirror polished finish undergoes a process that results in a smooth and highly reflective surface. This finish offers a shiny, mirror-like appearance, enhancing the steel's aesthetic appeal.

2. BRUSHED POLISH


Stainless steel with a brushed polish finish undergoes a process involving abrasive belts which create fine parallel lines on the surface, giving it a muted sheen and a directional texture.

3. BEAD BLASTED

Stainless steel with a bead blasted finish is textured using abrasive glass beads, resulting in a non-reflective, matte surface. This finish provides a uniform appearance with a soft texture while maintaining the steel's corrosion resistance.


Maintaining Stainless Steel

Prior to shipping, our stainless steel has been passivated to ASTM A380 and ASTM 976 01-8.1 to ensure the highest standard. Rust spots or 'tea stains' can occur on the surface, these are normally caused by contamination from carbon steel, particularly in areas where construction work has been undertaken. Such stains can be removed using a non-abrasive rust remover such as RC Disox supplied by Abcon Industrial Products Ltd. Follow chemical manufacturers' health and safety instructions and take extreme care to protect any other surfaces from exposure to the chemical.




MIRROR POLISHED STAINLESS STEEL

To clean mirror polished stainless steel, use only a non-abrasive sponge or cloth as abrasive materials will damage the mirror-like appearance of the finish. The material should be cleaned using mild detergents and warm water.



BRUSH POLISHED STAINLESS STEEL

To clean brush polished stainless steel, a non-abrasive cloth or sponge used with warm water and mild detergent is recommended. If abrasive cleaning is required, use an abrasive fibre pad (such as Scotch-Brite™), not wire wool. Use a straight back-forward rubbing action parallel to the grain in the material.



BEAD BLASTED STAINLESS STEEL

To clean bead blasted stainless steel, a non-abrasive cloth or sponge used with warm water and mild detergent is recommended. If abrasive cleaning is required, use an abrasive fibre pad (such as Scotch-Brite™), not wire wool. Use random circular rubbing actions when cleaning the material.

Maintaining Galvanized Steel



MAINTENANCE

Galvanized mild steel is well-known for its durability and low maintenance. The zinc coating on galvanized mild steel provides excellent protection against corrosion, making it highly durable and suitable for outdoor applications.

To maintain the original appearance of the metalwork, regular cleaning with mild soap and water helps remove dirt, grime, and other surface contaminants. Avoid harsh abrasives or cleaners that may damage the protective zinc coating.

Should the coating become damaged and the steel beneath exposed, it is often possible to repair small areas by the application of zinc-rich paints. These paints contain a high concentration of zinc dust or zinc particles suspended in a binder. When applied to the damaged area, the zinc in the paint forms a protective barrier that helps prevent corrosion.