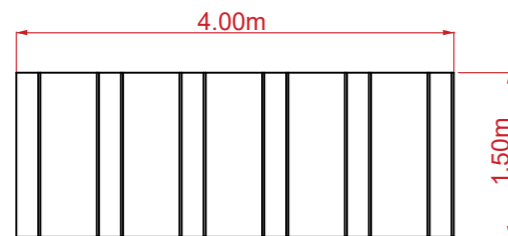



Short Sensory Light Tunnel: CP-SLT

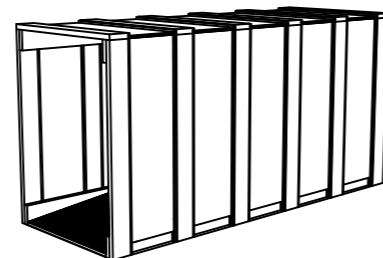
This product is made up of 5 sets of multicoloured, tinted perspex panels, mounted onto a solid timber frame forming the sides of a long tunnel. As the natural light changes, it shines through the perspex panels creating a wonderful array of colours and patterns. Children can enjoy walking through the tunnel, or even sitting or lying down in it. It has been designed to be wide enough to accommodate all sizes of wheelchair, and can be created with any colour choices as required.

The tunnel is approximately 4.0m long, 2.0m high and 1.5m wide. The main structure is supported on a base frame that holds the main upper section off the ground in order to restrict the effects of ground moisture affecting the timbers, so reducing future maintenance and repairs.

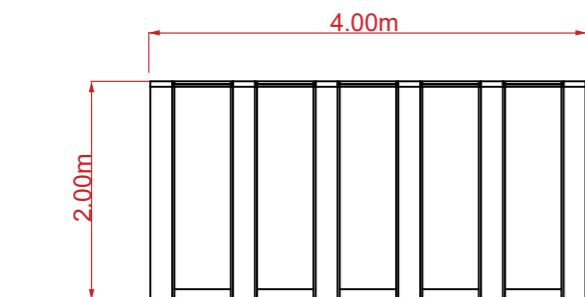
For children and adults with special educational needs, sensory play can be a vital part of their daily routine, and as such our Sensory Light Tunnel is a valuable addition to any outdoor play area wishing to deliver those sensory experiences.



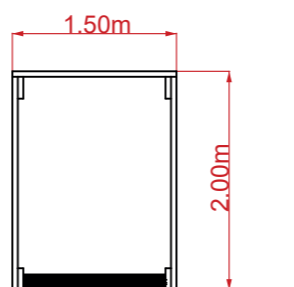
Plan View



Isometric Projection



Side View



Front View

Specifications:

Multicoloured tinted perspex panels
Graded and dressed timbers

Product Dimensions:

Dimensions: L: 4.0m W: 1.50m H: 2.00m
Age Range: All Ages
Play Type: Sensory / Imaginative
Free Fall Height: N/A

Safety Surfacing Area: N/A
Assembly: Installation Required
Mass of Heaviest Part: kg
Dimensions of Largest Part: N/A
Conformity to EN1176: Yes