

picnic sets

PICNIX

table & benches



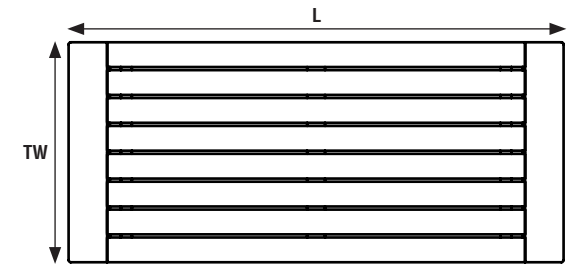
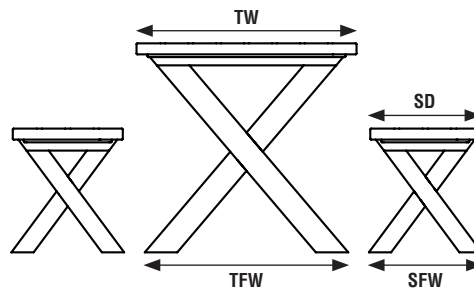
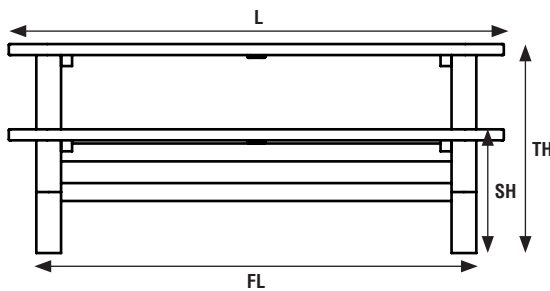
Robust movable hardwood picnic set consisting of 90mm wide x 40mm thick slats (8 per table, 4 per bench, with 12mm spaces), between 140mm wide end pieces. Table & bench edges finished with a 3mm radii.

Legs consist of crossing half lap jointed 90mm x 90mm sections, bolted into a 65mm x 65mm cross beam with fixing hidden by match grain pellets.

Can be adapted to a range of lengths to suit your available space, standard 1800mm size is suitable for up to 6 people.

Where multiple options are provided below, standard specification is in **bold**.

Timber	FSC® naturally very durable hardwood
Shape	Rectangular
Table width TW	804mm
Table length L	1800mm
Table height TH (a.g.l.)	760mm
Table footprint length FL	1600mm
Table footprint width TFW	740mm
Seat height SH (a.g.l.)	450mm
Seat depth SD	396mm
Seat length L	1800mm
Seat footprint length FL	1600mm
Seat footprint width SFW	410mm
Backrest options	None
Armrest options	None
Fixing options	Surface-fixed (6 x L-bracket); Free-standing
Weight (approx.)	198kg (table & 2 benches combined)
Anti-skate	Trickstoppa compatible
Assembly	Supplied fully assembled
Origin	Made in Britain, exclusively by Woodscape



3D models / CADs are for illustrative purposes only, and may not be fully indicative of the final product. Variations in designs occur over time, and due to the bespoke nature of our products individual specifications may result in individual solutions. Measurements provided are for guidance towards standard size choices, or our recommendation only, as most products can be produced to fit your needs.

PicniX Table & Benches

