

Florence Seat BX14 4528



Standard Unit Dimensions:

Length: 2000mm
Width: 590mm
Height: 838mm

Framework Colours/Finishes:

Galvanised Only Finish	Jet Black	Traffic White
Goose Grey	Admiral Grey	Anthracite Grey
Holly Green	Green	Sky Blue
Colbalt Blue	Duchess Blue	Traffic Yellow
Traffic Red		

The colours shown are a guide only. Please check a colour chart to see the actual colour.

Product Information

With box section steel legs and the option of armrests to match, the Florence Seat brings modern design to outdoor living spaces. Comfortable and practical, the Florence elevates areas including courtyards, gardens and the public realm with its inviting, contemporary style. High-quality heavy duty timber slats along with Broxap's range of customisation options deliver long-lasting performance for an external seating option which ticks all the boxes.

Features

- Heavy duty steel framed timber seat
- Enhances any public or social environment
- Framework available in a range of colours

Materials Used

- Galvanised Steel
- Treated Softwood Slats

Other Materials Available

- Hardwood Iroko Slats
- FSC® Hardwood Iroko Slats

Broxap Limited, Rowhurst Industrial Estate, Chesterton, Newcastle-under-Lyme, Staffordshire, ST5 6BD T: 01782 564411 E: info@broxap.com W: www.broxap.com

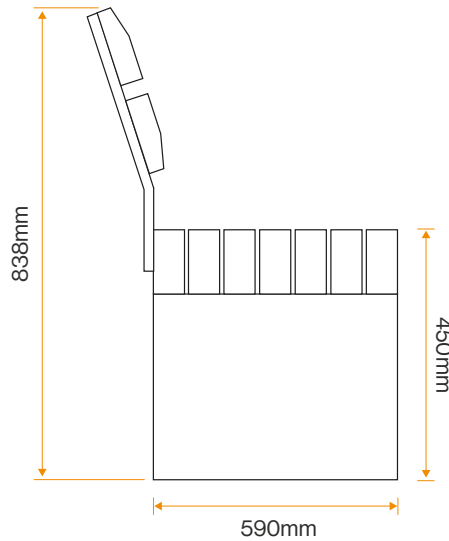


Florence Seat BX14 4528

Options

- Available with armrests
- 2400mm length also available
- Available root fixed or base plated


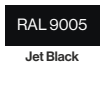





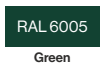


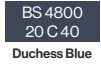


Diagram



Standard Unit Dimensions:

Length: 2000mm
Width: 590mm
Height: 838mm


Framework Colours/Finishes:

The colours shown are a guide only.
Please check a colour chart to see the actual colour.

Installation

Surface Mounted Baseplate



Root/Submerged Fixing

