

**Play value**

Thanks to its various degrees of difficulty at different heights, the Climbing Forest is a thrilling challenge for children and adults who love to exercise and enjoy testing their strength and capabilities. As the trunks and ropes provide enough space to accommodate large numbers of adventurers at the same time, the Climbing Forest is well suited for heavily frequented playgrounds.



*The standard colour of ropes red*

Climbing together, moving hand over hand and balancing require skill and prudence. Children improve their motor skills and their ability to assess risks in a playful manner. Encounters on a rocking rope mean that you have to coordinate what you do with the other person. Having overcome a seemingly impossible obstacle strengthens the children's self-esteem – the proud expression on their faces when they reach the top of the Climbing Forest speaks for itself. The younger and older climbers joyfully experience how concentration and stamina help accomplish great goals.

**Recommended for**


- School children
- Young people
- Supervised play areas, such as kindergartens, schools, after-school programmes or similar
- Public play areas without supervision, such as playgrounds, parks or similar
- Leisure parks

**Climbing Forest**



**10.80001**

**Order No. 10.80001**  
**Climbing Forest**  
**Design example 01**



Safety check according to DIN EN 1176

**Components**

- 10 Trunks
- 1 Tree house
- 1 Stainless steel slide with wave and higher sides, **Order No. 3.63225**
- 1 Parallel rope, length 5.00 m
- 1 Walk rope with 3 grip ropes
- 1 Nepalese rope bridge, length 5.00 m
- 1 Spider's web, width 5.00 m
- 1 PP rope with hand rope
- 1 Walk rope with hand rope
- 1 Horizontal square net on lookout with 4 rope handrails
- 2 Indian ladders
- 6 Bundles of support ledgers (= 40 items)

Peg out plans and rope plans

**Trademark**

30 2005 500 000 Germany  
 40-0682207 South Korea

**Installation information**

Surfacing requirements corresponding to a fall height of  $\leq 3.00$  m (please refer to price list for more detailed information)

Foundations  
 Ø 150 - 200 cm,  
 Excavation depth 50 - 75 cm

**Technical information**

Trunks made of oak, non-impregnated mountain larch

**Peeled white**

Palisades peeled white means that bark, cambium and sapwood are removed, the natural shape of the trunk is preserved and can be experienced



**Bevel cut**

Vertical stand posts with bevelled end grain section as constructive wood preservation measure



**Core-free**

Sawn-timbers core-free, thus decreasing occurrences of cracking and undesired changes in shape



**Richter Hercules type rope**

Richter Hercules type rope, a combination of galvanised six-strand steel cables and polyester yarn, diameter > 20 mm, laid and glued with very good abrasion resistance, strong sheathing even in the case of damage by puncturing



**Hercules rope**

Hercules rope, for spliced net connections. A compound of steel rope for the core and polyester or polyamide yarn for the sheath. High abrasion resistance, 4 or 6 strands



**Aluminium rope pressing**

Aluminium rope pressing, cylindrically pressed, with rounded ends



**S-connectors**

S-connectors Ø 8.1 mm, made of high-quality stainless steel, rounded



**Universal joint**

Drop-forged, hot-dip galvanised universal joint, consists of two sintered bushes, for free swinging in any direction



**Rotating rope connection**

Rotatable fitting without dangerous openings, with sintered bush with integrated swivel to ensure the rope untwists



**Adjustable**

Adjustable two-piece bolt connection, easy to maintain, no projecting threads



**Sintered bush**

For all reciprocating movements we use sintered plain bearings which are self-lubricating in use and can easily be exchanged if necessary



**Ground anchor**

All parts used for anchoring to the ground are made of hot-dip galvanised steel or stainless steel

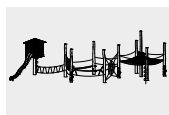


**Stainless Chains**

Chains made of steel with high corrosion resistance. Short-linked, without eyelets on the connecting parts, easily replaceable and simple shortening



**For more detailed explanation of the quality characteristics see price list.**



**Concept**

- Climbing in lofty heights or just above the ground
- Climbing trunks and ropes are the basic elements, ideally ‚planted‘ between large living trees.
- For publicly accessible and unsupervised areas; The climbing forest is not a high ropes course. Therefore, no helmets, safety belts, or supervisory personnel are necessary



Photo © Tristan Filippone

**Design characteristics**

- Individually planned installation with graded difficulty levels for big and small
- Logs from 100 to 200 year old oak trees in natural growth form, therefore larger variety of height and span width is possible
- Handcrafted with a clear message: „function defines form“

The Climbing Forest is a modular system made of strong oak trunks and rope climbing connections. The elements may be arranged in a vast number of ways, for example to form a circuit or a swerving path around existing trees. We will design an individual arrangement according to your terrain and the available space. You will find an overview of our individual elements on the following pages.

**Planning information**

So that we can plan a climbing forest we require the following information:

- Plan of site with scale, reference measurements, north point, height details
- Tree register, photos
- Details of the position of supply lines in the earth or above it
- Budget



The standard colour of ropes red, Photo © Tristan Filippone

**Climbing Forest**




Photo © Tristan Filippone



10.80002

**Order No. 10.80002**  
**Climbing Forest**  
**Design example 02**



Safety check according to DIN EN 1176

**Components**

- 6 Trunks
- 1 Spider's web, width 5.00 m
- 1 Horizontal triangular net with 3 rope handrails
- 1 Parallel rope, length 4.00 m
- 2 Walk ropes with hand ropes
- 1 Knot rope
- 4 Bundles of support ledgers (= 24 items)

Peg out plans and rope plans

**Trademark**

30 2005 500 000 Germany  
 40-0682207 South Korea

**Installation information**

Surfacing requirements corresponding to a fall height of  $\leq 3.00$  m (please refer to price list for more detailed information)

Foundations  
 Ø 150 - 200 cm,  
 Excavation depth 50 - 75 cm

**Technical information**

Trunks made of oak

**Peeled white**

Palisades peeled white means that bark, cambium and sapwood are removed, the natural shape of the trunk is preserved and can be experienced



**Bevel cut**

Vertical stand posts with bevelled end grain section as constructive wood preservation measure



**Richter Hercules type rope**

Richter Hercules type rope, a combination of galvanised six-strand steel cables and polyester yarn, diameter > 20 mm, laid and glued with very good abrasion resistance, strong sheathing even in the case of damage by puncturing



**Hercules rope**

Hercules rope, for spliced net connections. A compound of steel rope for the core and polyester or polyamide yarn for the sheath. High abrasion resistance, 4 or 6 strands



**Aluminium rope pressing**

Aluminium rope pressing, cylindrically pressed, with rounded ends



**S-connectors**

S-connectors Ø 8.1 mm, made of high-quality stainless steel, rounded



**Universal joint**

Drop-forged, hot-dip galvanised universal joint, consists of two sintered bushes, for free swinging in any direction



**Rotating rope connection**

Rotatable fitting without dangerous openings, with sintered bush with integrated swivel to ensure the rope untwists



**Adjustable**

Adjustable two-piece bolt connection, easy to maintain, no projecting threads



**Sintered bush**

For all reciprocating movements we use sintered plain bearings which are self-lubricating in use and can easily be exchanged if necessary



**Ground anchor**

All parts used for anchoring to the ground are made of hot-dip galvanised steel or stainless steel



**Stainless Chains**

Chains made of steel with high corrosion resistance. Short-linked, without eyelets on the connecting parts, easily replaceable and simple shortening



**For more detailed explanation of the quality characteristics see price list.**

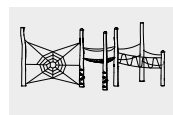




Photo © Daniel Perales



Standard colour of ropes: red.



Standard colour of ropes: red.



Standard colour of ropes: red.



Photo © David Hannah



**Climbing Forest  
Combination Elements**

**Safety**

The Climbing Forest complies with the currently applicable playground equipment standard, DIN EN 1176 Safety inspection and safety approval can be carried out following installation on-site. As laid down in the standard, there is no free fall height over 3 m. Above this height, net tunnels can be used or nets can be installed at intermediate levels.

**Delivery and assembly (on-site)**

take place in 3 steps:

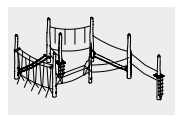
1. Earth and foundation work

**2. First part of delivery**

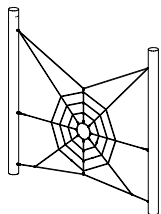
Assembly of trunks and rope elements with fixed lengths; determination of the lengths of the customised rope elements

**3. Second part of delivery**

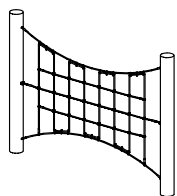
Assembly of customised rope elements



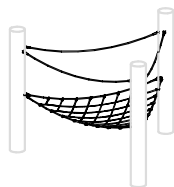
In the following you will find a list of elements our climbing forests can be combined from.  
We would be happy to plan your individual climbing forest.



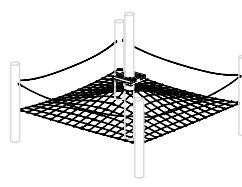
Spiderweb



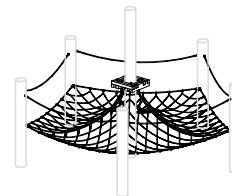
Vertical Climbing Net



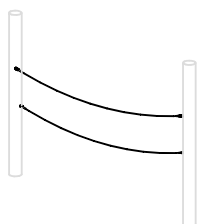
Horizontal Triangular Net



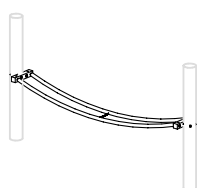
Horizontal Square Net



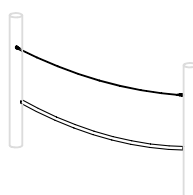
Horizontal Pentagonal Net



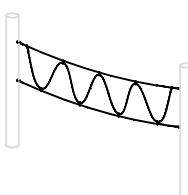
Walk Rope with Hand Rope



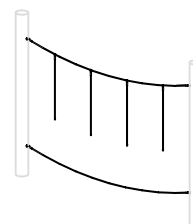
Double PP Rope



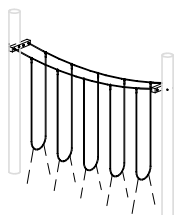
PP Rope with Hand Rope



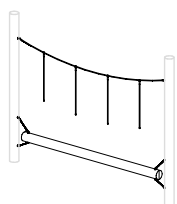
Parallel Rope



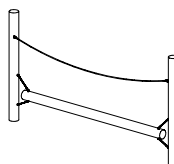
Grip Ropes with Walk Rope



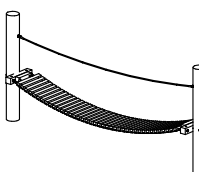
Dangling Walk



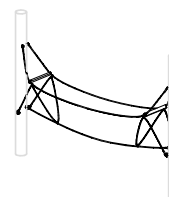
Balancing Beam with Grip Ropes



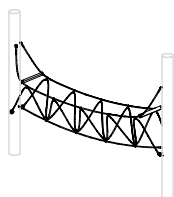
Balancing Beam with Hand Rope



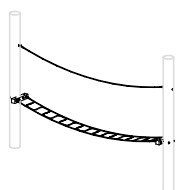
Suspension Bridge with Hand Rope



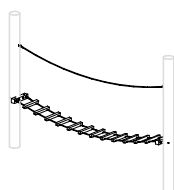
Nepalese Rope Bridge



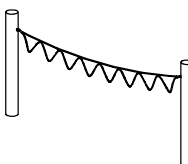
Three-Rope Bridge



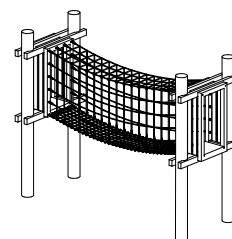
Wobbly Bridge with Hand Rope



Ladder Bridge with Hand Rope



Monkey Loops



Net Tunnel Bridge

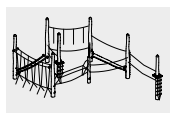




Photo © Tristan Filippone



Standard colour of ropes: red



Standard colour of ropes: red



Standard colour of ropes: red



Standard colour of ropes: red



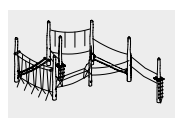
Standard colour of ropes: red

**Climbing Forest  
Combination Elements**

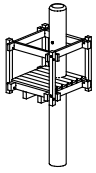
© Richter Spielgeräte GmbH 06/22



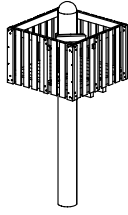
Design W. Graubner



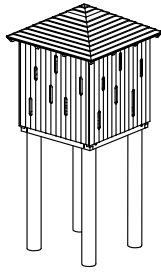
10.80000



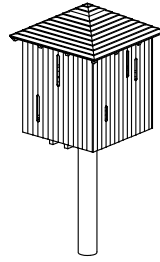
Small Crow's Nest



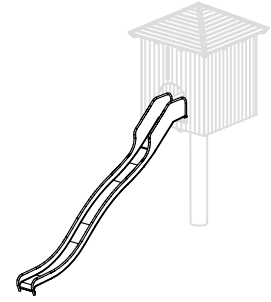
Large Crow's Nest



Tree House with 4 trunks



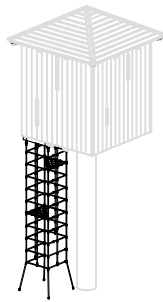
Tree House with 1 trunk



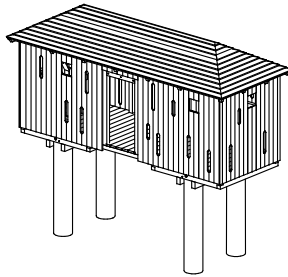
Slides



Nest Box



Net Tunnel as way up



Long Tree House



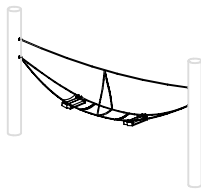
Hammock



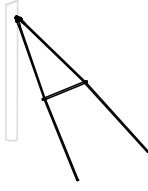
Swing



Whisk



Double Hammock Seat



Rope Bar



Horizontal Bar



Lookout with Rope Ladder



Trunk



Trunk with Steps



Climbing Trunk



Indian Ladder



Knot Rope

