


# Installation Instructions



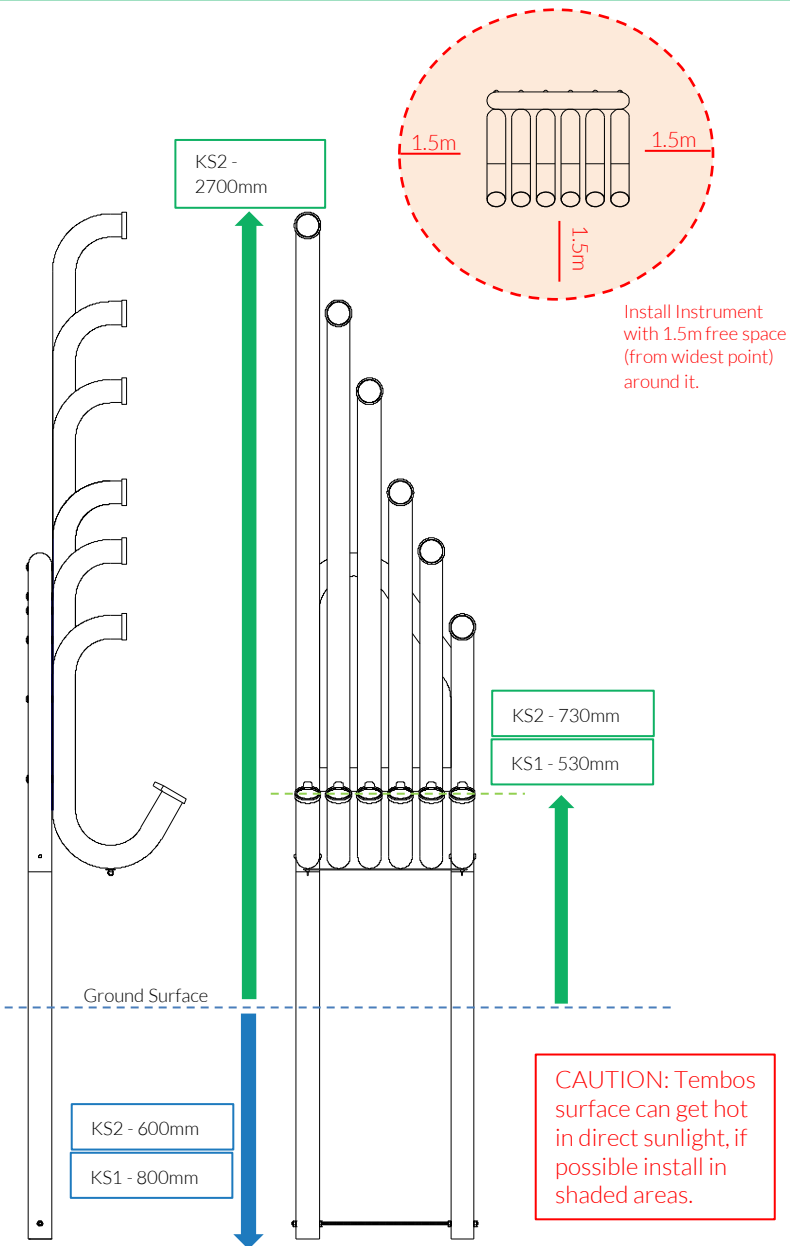
1. Locate Tembos frame onto legs and, and bolt into place using pre drilled holes, **2 bolts per post.**(See Assembly Guide)

2. Excavate **1 hole** for Tembos **W300xL700** by **600mm** deep in desired location upon decision from customer. (See **Ground Fix Post Installation sheet**)

3. Insert the Ground Fix Bar between the 2 bases of the legs and fix in place with the nuts provided (See **Ground Fix Post Installation sheet**)

4. Locate frame into hole according to customers preference. Once happy **fill** holes using rapid hardening **concrete**. Be sure to compact concrete around legs and leave to dry according to manufactures guidelines.

Weight of heaviest part **52kg** (Tembo Frame)



## Ground Fixed Tembos Pentatonic Page 1 of 3



### Instrument Components:



x12

M10x100 Security Screw



x24


M10 Flanged Slide Bearing



x2

M6 Eye Bolt

Metric Conversion:  
300mm/ 12"  
600mm/ 24"  
700mm/ 28"  
800mm/ 31"  
1.5m/ 59"  
2700mm/ 106 19/64"



BS EN 1176



Pair Neoprene Paddles X1

Ground Fix Components:



x2

M10x70 Security Screw



x2

M10 Barrel Nut



x4

M10 Nut



x1

M10 x 600 Bar



Spares available from [percussionplay.com](http://percussionplay.com) or from your local distributor

75 Kg

**Tools:**

Pin Hex Driver Bit x1 TX 45 Driver Bit x2

Ground Fixed  
Tembos Pentatonic  
Page 2 of 3



Instrument Components:

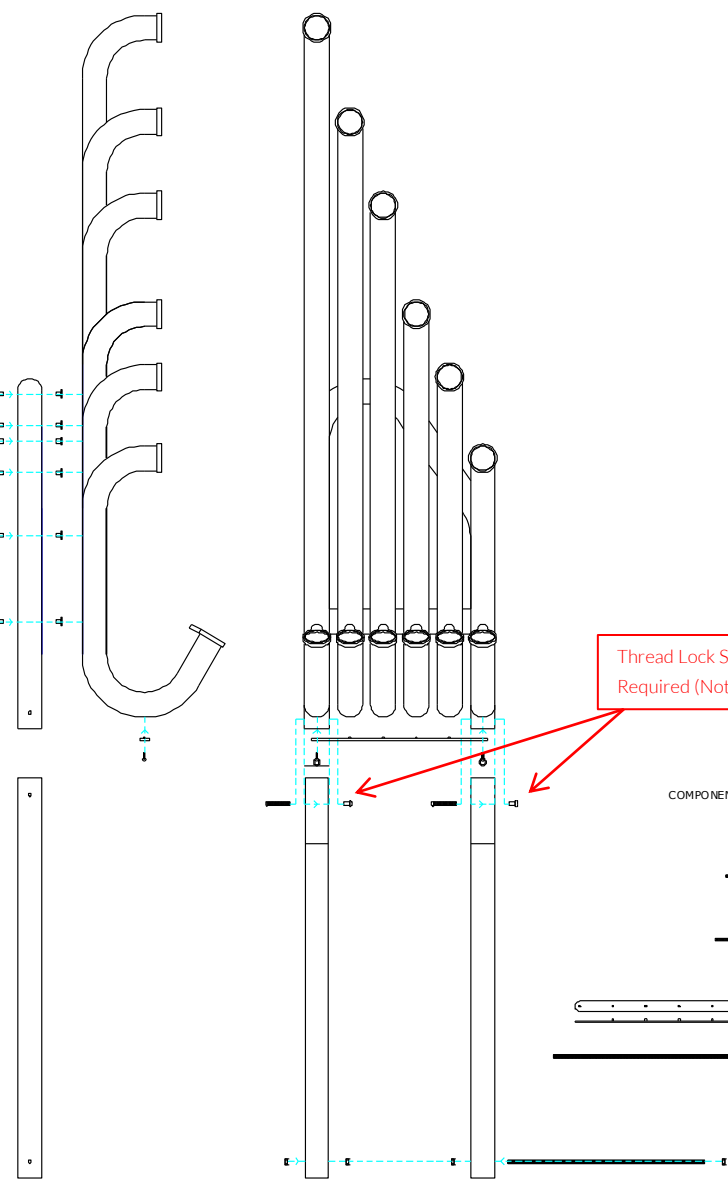
-  x12  
M10x100 Security Screw
-  x24  
M10 Flanged Slide Bearing
-  x2  
M6 Eye Bolt

Thread Lock Solution Required (Not Supplied)









Main Frame will arrive pre assembled

Thread Lock Solution Required (Not Supplied)

**CAUTION:** Tembos surface can get hot in direct sunlight, if possible install in shaded areas.






Thread Lock Solution Required (Not Supplied)

- COMPONENTS LIST:**
-  M6 Eye Bolt X2
  -  M10x70 Pin torx X2
  -  M10 Barrel Nut Pin torx X2
  -  M10x100 Pin torx X12
  -  M10 Black Slide Plastic Bearing X12
  -  SS Brace Bar X1
  -  M10x600 BZP Threaded Bar
  -  M10 Nut X4



Pair Neoprene Paddles X1

- Ground Fix Components:**
-  x2
  -  x2
  -  x4
  -  x1




Spares available from [percussionplay.com](http://percussionplay.com) or from your local distributor

75 Kg

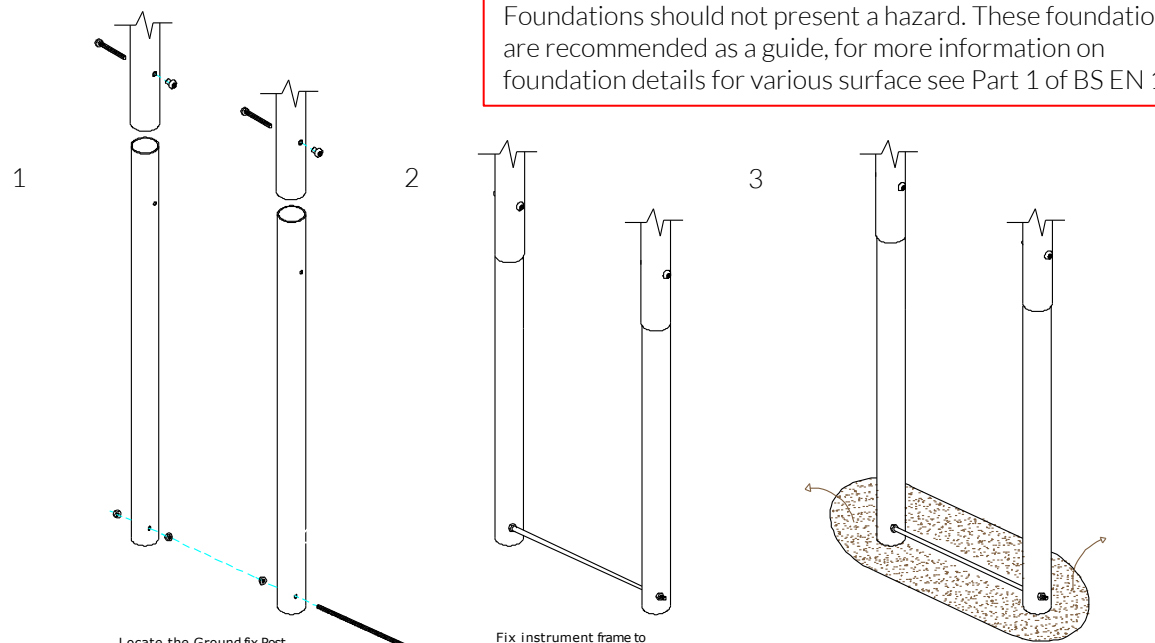
# Ground Fix Post Installation

Foundations should not present a hazard. These foundations are recommended as a guide, for more information on foundation details for various surface see Part 1 of BS EN 1176.

**Tools:**

 x1  
TX 45 Driver Bit

**Ground Fixed**  
Tembos Pentatonic  
Page 3 of 3



- Components:**
-  x2
  - M10 Barrel Nut
  -  x2
  - M10x70 Security Screw
  -  x4
  - M10 Nut
  -  x1
  - M10 x 600 Bar

**Metric Conversion:**  
300mm/ 12"  
600mm/ 24"  
700mm/ 28"

