

# Installation Instructions

## Ground Fixed

Freechimes  
Pentatonic 8 Note  
Page 1 of 3



Metric Conversion:  
500mm/ 19 11/16  
1100mm/ 43 5/16"  
1500mm/ 59 1/16"

Weight of heaviest part **8.35kg** (Freechimes)

**1. Carefully lay 2 x legs on a level surface** and check distance between **legs is equal**. Line up pre drilled holes in the backboards with the holes in legs and ensure the instrument is aligned square with the legs. **Fix in place using M8x40mm screws** supplied (see installation guide)

**2. Attach Ground Fixings** to base of legs (**See Ground Fix Post Installation Sheet**)

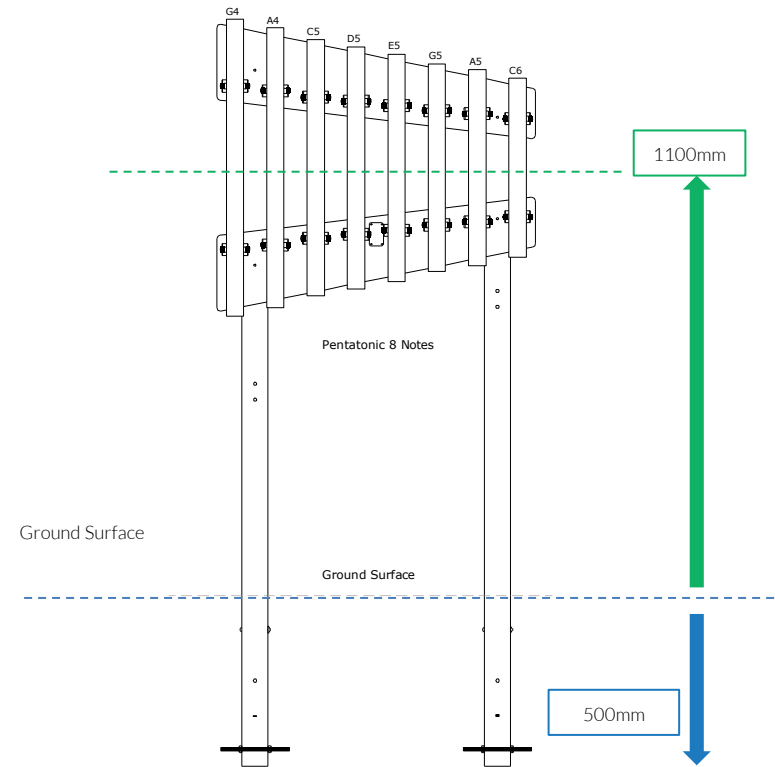

**3. Excavate 2 holes** on site of installation minimum **500mm deep** (adjust depth according to age range for intended players)

**4. Carefully raise the instrument** from the ground **with legs attached** and locate (lower) legs **into holes** making sure they are vertical and level prior to concreting in place. (See Ground Fix Sheet)

**5. Once happy with location and levels, fill holes using rapid hardening concrete**. Be sure to compact concrete around legs and leave to dry according to manufactures guidelines

**6. Beaters can be fixed to Steel posts with fixings provided**

Install Instrument with 1.5m free space (from widest point) around it.



### Components:

M6 Saddle Straps  
X2

M6x20mm  
Secure Screw  
X4

M8x40mm  
Secure Screw  
X4



Pair Small  
Beaters X1

Ground Fix  
Components:



M10x200 Threaded Bar x4  
M10 Nut x8



Spares available from  
[percussionplay.com](http://percussionplay.com) or from your  
local distributor

16 Kg

**Tools:**

 x1  
 x1  

TX 30 Driver Bit      TX 40 Driver Bit

## Ground Fixed

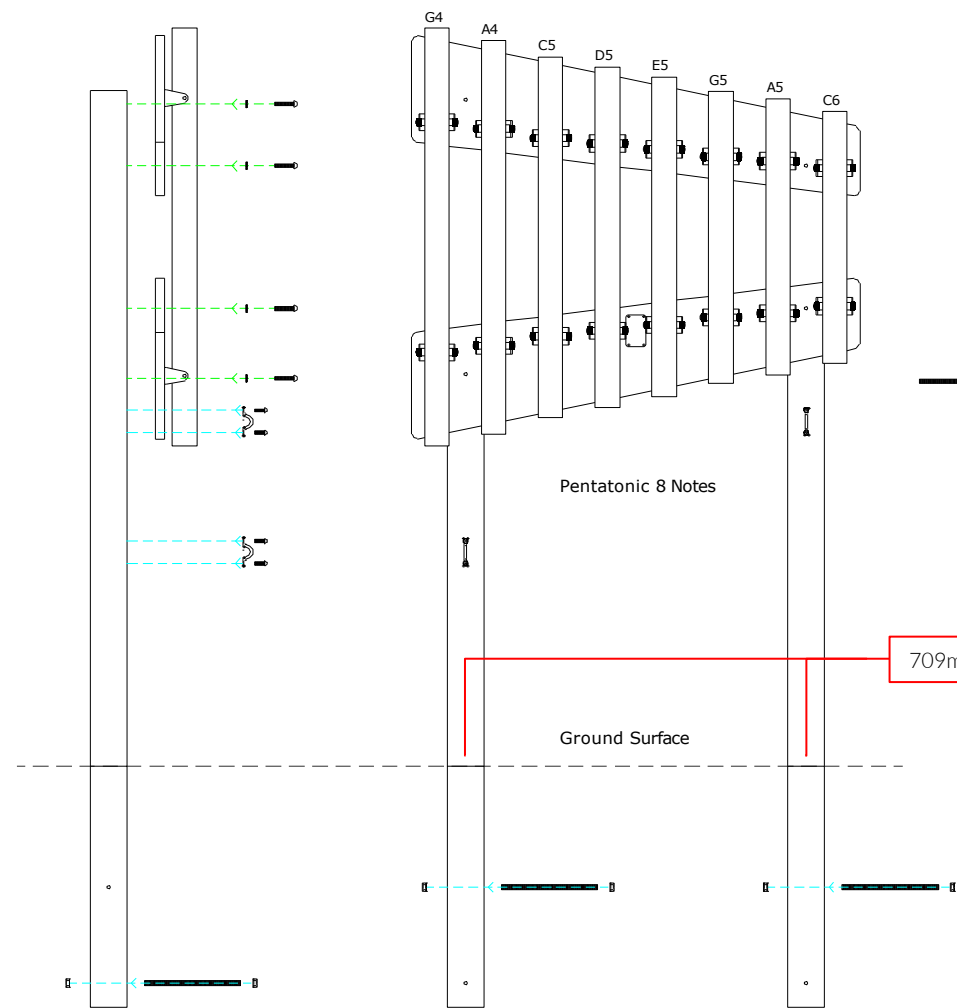
Freechimes  
Pentatonic 8 Note  
Page 2 of 3









### Components:


-  M6 Saddle Straps X2
-  M6x20mm Secure Screw X4
-  M8x40mm Secure Screw X4

Thread Lock Solution Required (Not Supplied)



### COMPONENTS LIST:

-  M10 Nut X8
-  M10x200 Threaded Bar X4
-  Saddle Strap X2
-  M6x20 Pin torx X4
-  M10x40 Pin torx X4
-  M8 Lock washer X4



Pair Small Beaters X1

Ground Fix Components:

 x4  
 x8


Spares available from [percussionplay.com](http://percussionplay.com) or from your local distributor

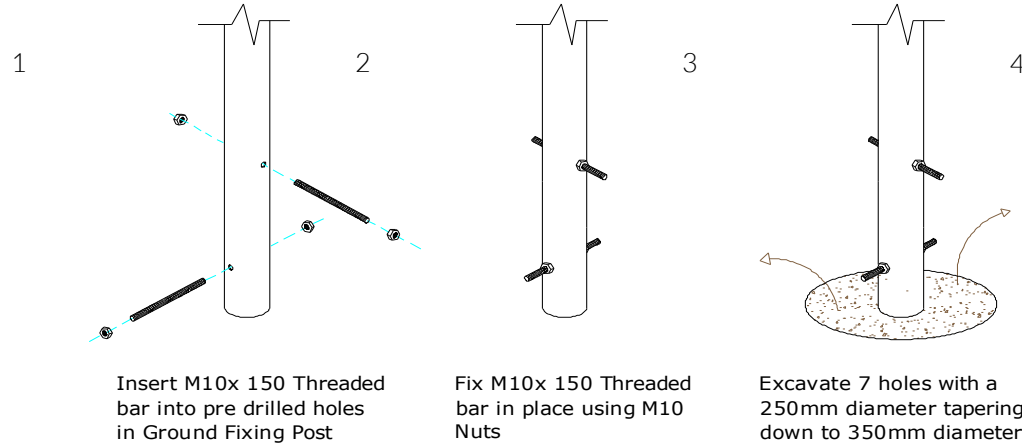
16 Kg

# Ground Fix Post Installation

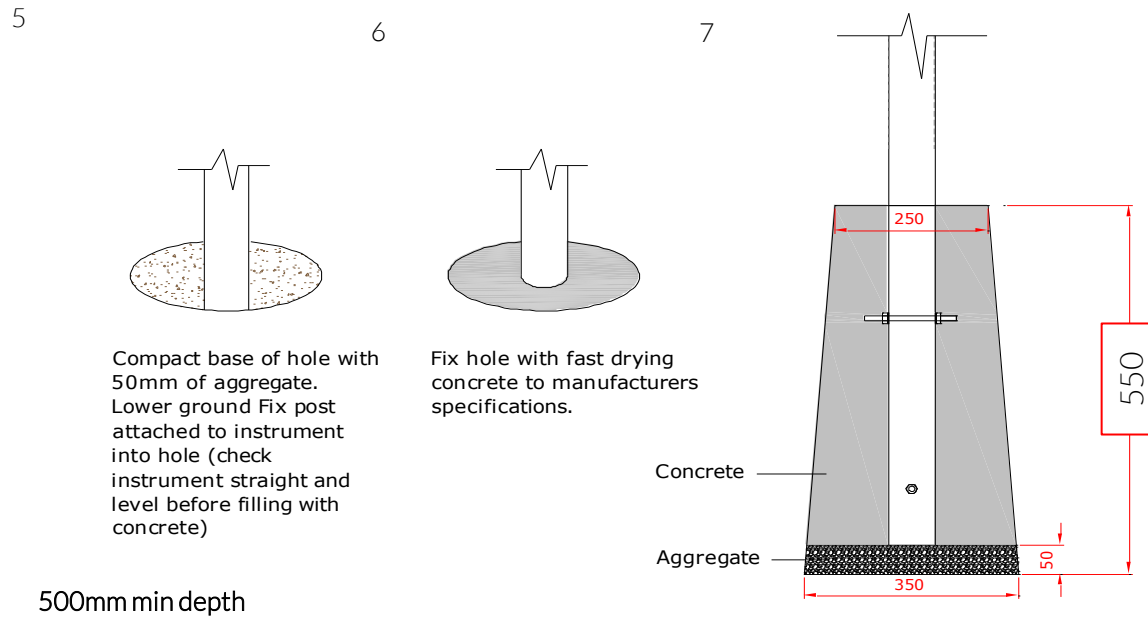
Foundations should not present a hazard. These foundations are recommended as a guide, for more information on foundation details for various surface see Part 1 of BS EN 1176.

## Ground Fixed

Freechimes  
Pentatonic 8 Note  
Page 3 of 3



Metric Conversion:  
50mm/ 2"  
100mm/ 4"  
250mm/ 10"  
350mm/ 14"  
500mm/ 19 11/16"  
550mm/ 21 21/32"



500mm min depth

### Components:



x4

M10x200 Threaded Bar



x8

M10 Nut

Thread Lock Solution  
Required (Not Supplied)



MADE IN BRITAIN

BS EN 1176

